









近接開關傳感器 方形電感式系列 快選表

真誠 品質 速度 服務

品號	圖示	尺寸	規格描述	電壓/電流	認證
JM02-N		8.5x25mm	Sensing distance: 2 mm \pm 10% Switching frequency: 1000 Hz	Working Voltage: DC12 ~ 30 V Consumption Current: \leq 8 mA no-load	CE
JM02-P		8.5x25mm	Sensing distance: 2 mm \pm 10% Switching frequency: 1000 Hz	Working Voltage: DC12 ~ 30 V Consumption Current: \leq 8 mA no-load	CE
JMD02-N		8.5x25mm	Sensing distance: 2 mm \pm 10% Switching frequency: 1000 Hz	Working Voltage: DC12 ~ 30 V Consumption Current: \leq 8 mA no-load	CE
JMD02-P		8.5x25mm	Sensing distance: 2 mm \pm 10% Switching frequency: 1000 Hz	Working Voltage: DC12 ~ 30 V Consumption Current: \leq 8 mA no-load	CE

近接開關傳感器 方形電感式系列 快選表

真誠 品質 速度 服務

品號	圖示	尺寸	規格描述	電壓/電流	認證
JM04-N3		12x30.5mm	Sensing distance: 4 mm \pm 10% Switching frequency: 700 Hz	Working Voltage: DC12 ~ 30 V Consumption Current: \leq 8 mA no-load	CE
JM04-P3		12x30.5mm	Sensing distance: 4 mm \pm 10% Switching frequency: 700 Hz	Working Voltage: DC12 ~ 30 V Consumption Current: \leq 8 mA no-load	CE
JMD04-N3		12x30.5mm	Sensing distance: 4 mm \pm 10% Switching frequency: 700 Hz	Working Voltage: DC12 ~ 30 V Consumption Current: \leq 8 mA no-load	CE
JMD04-P3		12x30.5mm	Sensing distance: 4 mm \pm 10% Switching frequency: 700 Hz	Working Voltage: DC12 ~ 30 V Consumption Current: \leq 8 mA no-load	CE